

喷药机安装，保养与使用说明书

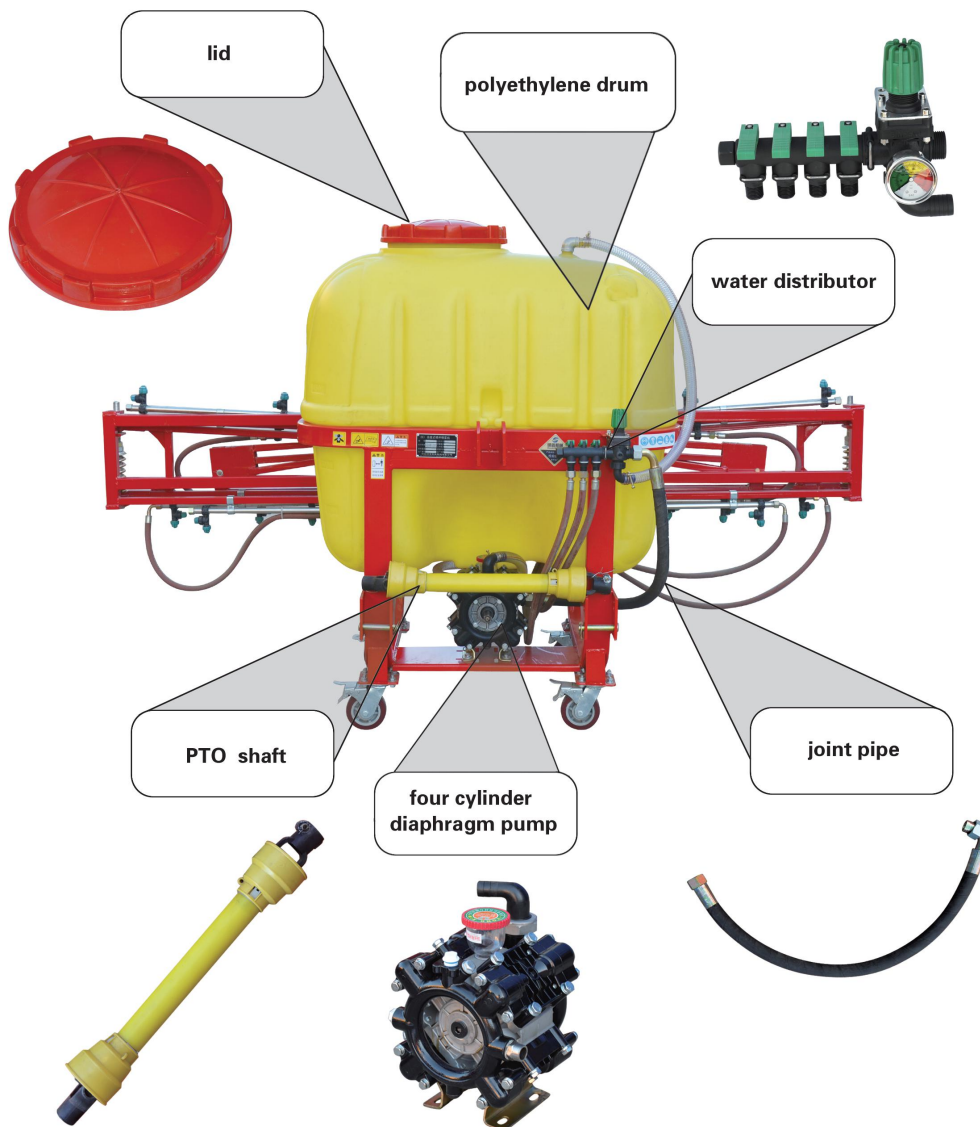
Installation, maintenance and operation of spraying machine

BOOM SPRAYER

Tractor mounted boom sprayer 400L, 500L, 600L, 800L and 1000L.

Suitable for prevention and cure various crops pest, spraying liquid fertilizer.

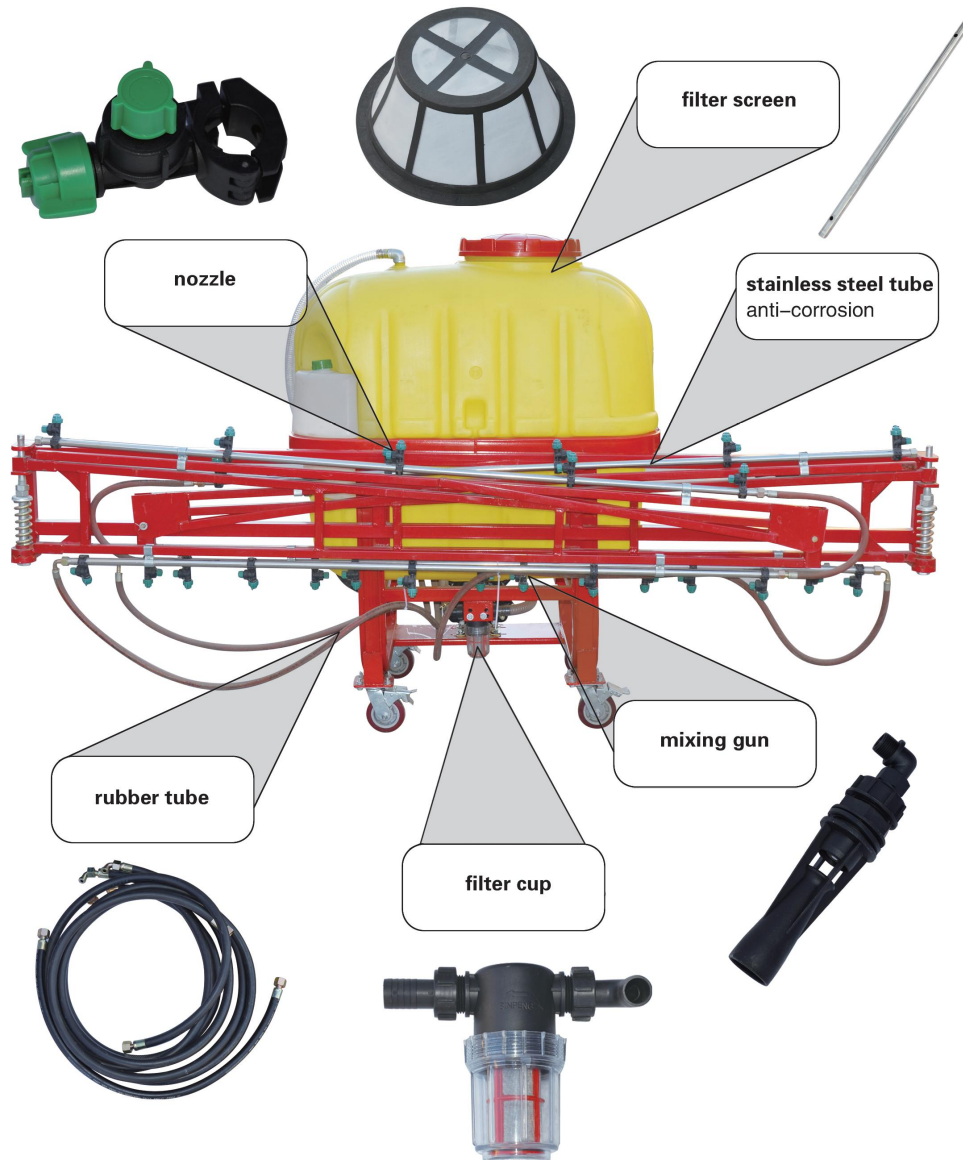
Three-point structure mounted to tractor, structure simple, efficient, durable and safe. It ensure farmers to increase their incomes.



BOOM SPRAYER

Polyethylene drum is anti – corrosion and anti – aging.

The main frame is made of iron pipe and painting epoxy paint, beautiful and durable. Spray rod working width is 12 meters, and its height is adjustable, can finish 3 to 5 hectares per hour.



一、本机具采用三点悬挂式与 30-100 马力以上具有后动力输出装置的拖拉机配套使用。This machine adopts three-point suspension type and to work with tractor with rear power output device over 30-100

HP.

- 1. 使用前给药泵加注机油。用清水清洗不锈钢管内部。 Before use, Charge pump with engine oil. clean the inside of stainless steel tube with clean water.**



- 2. 把喷杆安装在机架的后面用螺栓固定好。 Install the spray rod at the back of the frame and bolt it in place.**



- 3. 连接喷药管和喷头、将喷头固定在不锈钢管合适位置上，用喷药管管件连接喷头并紧好以防滴漏。 Connect the spray nozzle and the spray tube, fix the spray nozzle in the appropriate position of the**

stainless steel tube. Connect the spray nozzle with the spray pipe and tighten it to prevent dripping.





4. 用透明钢丝管连接药箱最上端侧面的回水接头上，另一端安装在分水器的弯头上。Connect the backwater connector on the top of the tank with a transparent steel tube, and install the other end on the elbow of the water distributor.



5. 过滤杯固定在机架的最下面，用透明钢丝管连接过滤杯和药泵上的弯头，另一段透明钢丝管安装在药箱最底部的接头上和过滤杯的直

头上。The filter cup is fixed at the bottom of the frame, and the elbow on filter cup and the elbow on pump is connected with the transparent steel tube. The joint at the bottom of the tank and the straight joint of the filter cup is connected with another transparent steel tube.





6. 用 1 米长的细管一头连接搅拌枪, 另一头连接在分水器上。Connect the mixing gun with 1 meter hose and connect the hose other end to the water distributor.

7. 高压管连接在泵上, 另一端连接在分水器上。The high pressure pipe is connected to the pump and the other end is connected to the water distributor.



8. 调整压力大小，压力表不要压力不要超过红色显示区域，否则压力过大将损坏机器。 Adjust the pressure, the pressure should not

exceed the red display area, otherwise the machine will be damaged if the pressure is too high.



9. 用连接不锈钢管的长胶管，一端连接不锈钢管，另一端连接分水器。 Use a long hose, one end connected to the stainless steel tube and the other end to the water distributor.





10. 将传动轴的一端固定在药泵的输出轴上，另一端安装在拖拉机后传动力输出轴上即可。One end of the PTO shaft is fixed on the output shaft of the pump, and the other end is installed on the rear transmission power output shaft of the tractor.



11. 使用三点悬挂挂接在拖拉机后方。传动轴万向节两端必须要用固定插销及锁紧螺栓固定锁紧。 Use three-point suspension to attach to the rear of the tractor. Both ends of the universal joint of the PTO shaft must be fixed and locked with fixed bolt.

二、保养注意事项 Maintenance

- 1. 给药泵加注机油、确保油量充足。 Add engine oil to pump to ensure sufficient oil.**
- 2. 药泵不能在无水的情况下长时间空转。 The pump should not idle without water for a long time.**
- 3. 传动轴定期在十字连接轴上加注润滑油。 The PTO shaft is lubricated regularly on the cross joint shaft.**
- 4. 冬季工作完毕后，要及时排净桶内药水，防止冻裂药桶。 When finish work in winter, the water should be discharged in time to prevent freezing crack.**